

57/94

BOTOLA

ROOF HATCH

Camion • Truck



CARATTERISTICHE STANDARD

- Applicazione: Passo d'uomo e Aerazione;
- Dispositivi di apertura: 1 manuale sganciabile + cerniere esterne per apertura a 180°;
- Dimensioni d'ingombro telaio 775x470mm;
- Coperchio in alluminio stampato e verniciato;
- Telaio di fissaggio in alluminio verniciato.

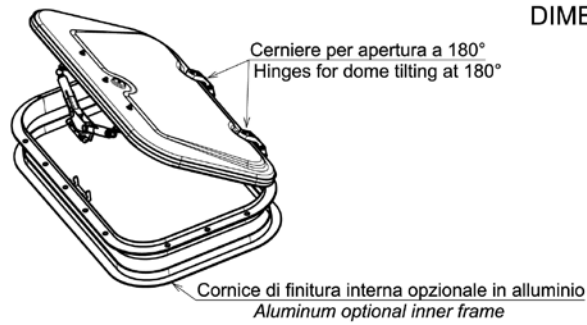
STANDARD FEATURES

- Application: Crawl space and Ventilation;
- Opening device: 1 releasable activation arm + External hinges for dome tilting at 180°;
- Roof-aperture for assembly frame 775x470 mm;
- Moulded dome in painted aluminum;
- Assembly frame in painted aluminum.

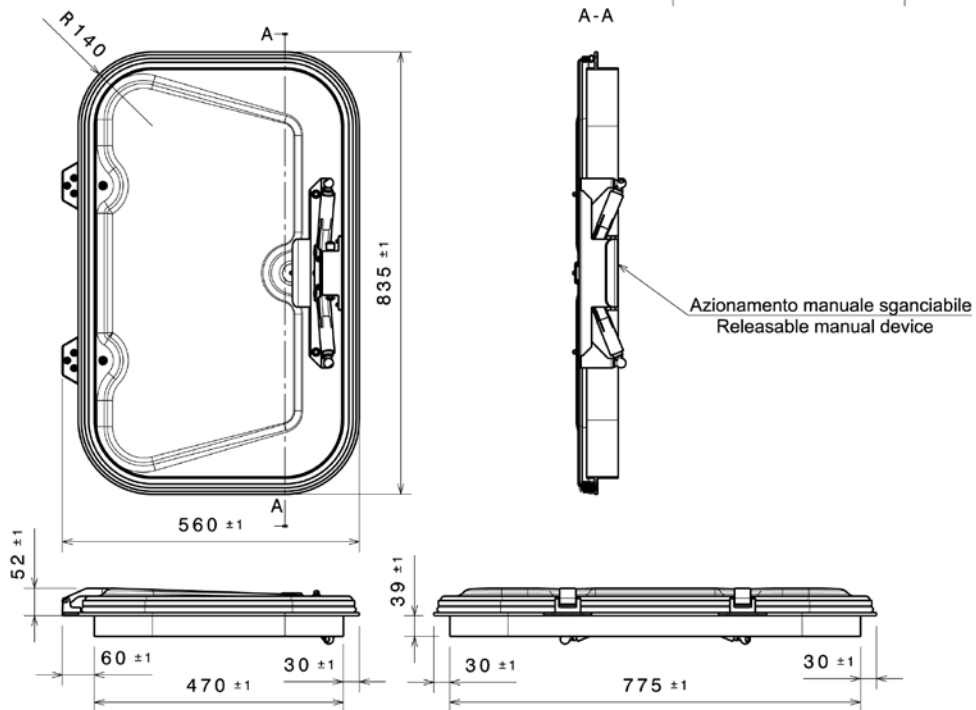
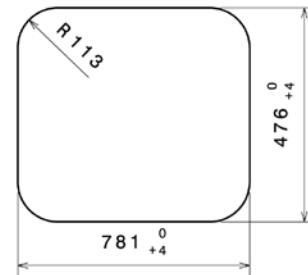




SCARICA LA SCHEDA TECNICA
DATASHEET DOWNLOAD



DIMENSIONI SEDE PER BOTOLA
Size for hatch housing



LAM S.p.A.
Via Guido Rossa, 4 - 41057 Spilamberto (MO) - Italy
Tel. +39 059 784392 - Fax +39 059 8638048
www.lamspa.it

ISO 9001:2015
IATF 16949:2016

