

#### CARATTERISTICHE STANDARD

- Applicazione: Aerazione + Emergenza;
- Dispositivi di apertura: 2 azionamenti elettrici (12/24V);
- Dimensioni d'ingombro telaio 970x630 mm;
- Coperchio in ABS UV Resistant;
- Telaio di fissaggio in materiale plastico PA;
- Chiusura automatica a estrazione chiave di accensione;
- Omologazione 2014/30/VE;
- Omologazione R118;
- Rispetta la direttiva per uscita di emergenza R107.

#### STANDARD FEATURES


- Application: Ventilation + Emergency Exit;
- Opening device: 2 motors (12/24V);
- Roof aperture 970x630 mm;
- Dome in thermoformed ABS UV Resistant;
- Assembly frame in plastic materials;
- Automatic closing at engine stop;
- Homologated according to 2014/30/VE;
- Homologated according to R118;
- Complying with the directive R107 for Emergency Exit.



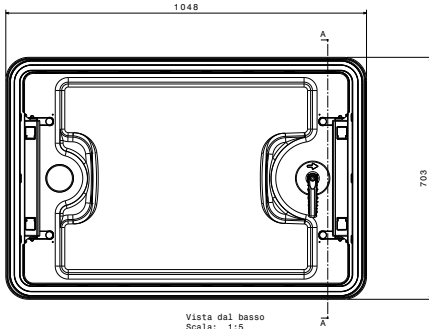


SCARICA LA SCHEDA TECNICA  
DATASHEET DOWNLOAD

# hypering | EA



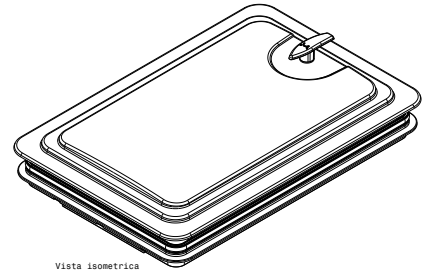
www.thestancit.it




Vista dal basso  
Scala: 1:5



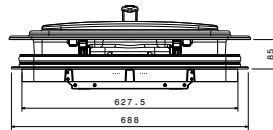
Vista in sezione A-A  
Scala: 1:5



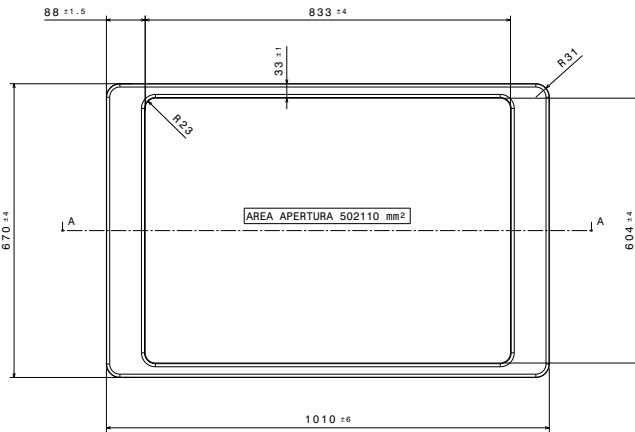
Vista isometrica  
Scala: 1:5




Vista frontale  
Scala: 1:5



Vista da sinistra  
Scala: 1:5



Vista frontale  
Scala: 1:5

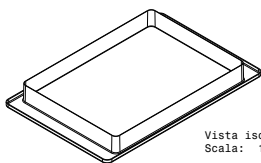


Vista da sinistra  
Scala: 1:5

Cornice interna  
Interior frame



Vista in sezione A-A  
Scala: 1:5



Vista isometrica  
Scala: 1:10



LAM S.p.A.  
Via Guido Rossa, 4 - 41057 Spilamberto (MO) - Italy  
Tel. +39 059 784392 - Fax +39 059 8638048  
[www.lamspa.it](http://www.lamspa.it)

ISO 9001:2015  
IATF 16949:2016

